

UX Career Roadmap for Beginners

Welcome to Your UX Journey....



UXGen Academy
Grow Your Skills

Document By: www.uxgen.academy

Mentored by: [Manoj Kumar](#)

Welcome to Your UX Journey

Hello! If you're reading this, you're probably curious about diving into the world of User Experience (UX) design—or maybe you're already dipping your toes in and need a clear path forward. Whether you're a complete newbie fresh out of school, a professional from another field looking to switch careers, or someone who's dabbled in design but wants structure, this roadmap is for you.

UX design is all about making products intuitive, enjoyable, and effective for users. It's a blend of creativity, psychology, and problem-solving that's in high demand—think apps, websites, and even everyday tools like smart home devices. According to industry reports, the UX job market is booming, with roles growing by over 20% annually in tech hubs worldwide. But getting started can feel overwhelming. That's why we've created this straightforward guide: to give you actionable steps, real insights, and the confidence to build a fulfilling career.

At UXgen Academy, we're passionate about helping beginners as you succeed. Our courses are designed with real-world, job-oriented projects in mind, so you don't just learn theory—you build skills that employers want. Let's map out your path together.

Step 1: Understand the Basics of UX Design

Before jumping in, get a solid grasp of what UX really means. UX isn't just "making things pretty" (that's more UI—User Interface). It's about understanding users' needs and creating experiences that solve their problems.

Key Concepts to Learn:

- **User-Centered Design:** Always put the user first. This means researching how people interact with products.
- **The UX Process:** Typically includes research, ideation, prototyping, testing, and iteration.
- **Common Roles:** Start as a Junior UX Designer, then grow into UX Researcher, Product Designer, or UX Strategist.

Why It Matters: Without basics, you'll struggle to apply advanced skills. Spend 1-2 weeks here if you're new.

Actionable Tip: Read "The Design of Everyday Things" by Don Norman—it's beginner-friendly and eye-opening. Or watch free YouTube videos on UX fundamentals.

For career switchers: If you're coming from marketing, psychology, or graphic design, highlight transferable skills such as empathy or visual thinking on your resume.

Step 2: Build Foundational Skills

UX requires a mix of soft and hard skills. Focus on these essentials to make yourself marketable.

Research Skills

Learn user interviews, surveys, and empathy mapping to understand user pain points.

Design Tools

Master Figma (free and collaborative) for wireframing and prototyping. Alternatives: Adobe XD or Sketch.

Prototyping and Testing

Create interactive mockups and run usability tests to refine designs.

Soft Skills

Communication (explaining designs to teams), collaboration, and problem-solving.

How to Learn Them:

- **Free Resources:** Google UX Design Certificate on Coursera (it's affordable and practical).
- **Practice Projects:** Redesign a simple app like a weather app—focus on user flows.
- **Time Investment:** Aim for 2-4 months of consistent learning, 5-10 hours/week.

Pro Tip for All Personas: Track your progress in a journal. Note what you learn each week and how it applies to real scenarios.

At UXgen Academy, our beginner courses break this down into bite-sized modules with hands-on assignments. You'll build a portfolio piece by piece, tailored for job applications—perfect for switchers needing quick wins.

Step 3: Create a Standout Portfolio

Your portfolio is your ticket to interviews. It's not about quantity; it's about showing your process and impact.

What to Include:


- **3-5 Case Studies:** Each should cover a problem, research, designs, and results (e.g., "Improved user retention by 30% through redesigned onboarding").
- **Diverse Projects:** Include web, mobile, and maybe accessibility-focused work.
- **Personal Branding:** Use Behance or a simple Notion site to host it.

Common Mistake to Avoid: Don't just show pretty screenshots—explain your thinking with annotations.

For Beginners: Start with fictional projects if you don't have any real ones. Tools like UXfolio can help template them.

Career switchers: Weave in your past experience, like how your sales background informs user empathy.

Expect to spend 1-2 months polishing this. UXgen Academy's curriculum includes portfolio reviews from pros, ensuring yours stands out in a crowded market.



Step 4: Gain Practical Experience

Theory is great, but hands-on work builds confidence and credibility.

Ways to Get Experience:

Internships or Freelance

Platforms like Upwork or LinkedIn for entry-level gigs.

Volunteer Work

Design for non-profits via Catchafire or local organizations.

Open-Source Contributions

Join GitHub projects related to UX/UI.

Side Projects

Build something personal, like a habit-tracking app, and test it with friends.

Timeline: 1-3 months. Document everything for your portfolio.

Insight for Professionals: If you're switching, leverage your network—ask for shadow opportunities in UX teams.

UXgen Academy connects students with real projects through partnerships, giving you that edge without starting from scratch.

Step 5: Network and Job Hunt

UX is a community-driven field. Connections can lead to mentors, feedback, and jobs.

Networking Strategies:


- **Online Communities:** Join Reddit's r/UXDesign, LinkedIn UX groups, or Discord servers.
- **Events:** Attend free webinars, Meetups, or conferences like UXPA.
- **Mentorship:** Use ADPList to find a mentor—prepare specific questions.

Job Search Tips:

- **Tailor Applications:** Customize resumes for keywords like "user research" or "wireframing."
- **Prepare for Interviews:** Practice behavioral questions and design challenges (e.g., "Redesign a checkout process").
- **Entry-Level Roles:** Look for "Junior UX Designer" or "UX Intern" on Indeed, Glassdoor, or LinkedIn.

For All Personas: Set a goal of 5 applications/week. Rejections are normal—learn from them.

It might take 3-6 months to land your first role. Stay persistent!



Step 6: Continuous Growth and Advancement

Once you're in, don't stop. UX evolves alongside trends such as AI integration and inclusive design.

Long-Term Plan:

- **Certifications:** Google UX, Nielsen Norman Group, or Interaction Design Foundation.
- **Advanced Skills:** Dive into UX writing, data analytics, or VR/AR design.
- **Career Milestones:** Aim for mid-level in 2-3 years, then senior or leadership.

Self-Care Reminder: Avoid burnout by balancing work with hobbies.

UXgen Academy supports lifelong learning with updated modules on emerging trends, helping you advance without guesswork.

Your Personalized Timeline

01

Months 1-2

Learn basics and skills.

02

Months 3-4

Build portfolio and projects.

03

Months 5-6

Network, apply, and iterate.

Adjust based on your starting point—switchers might accelerate with prior skills.

Final Thoughts: You're on the Right Path

Congratulations on taking this step! UX is rewarding because you create real impact. Remember, everyone's journey is unique—be patient, stay curious, and seek help when needed.

Ready to accelerate? Join UXgen Academy for job-oriented courses that turn beginners into pros. Visit our site to enroll and get exclusive access to more resources like this.

Download more free tools, like our UX Research Template, to kickstart your projects.

Happy designing!

Let's Build Better Experiences - Together

UX isn't just a skill - it's a way of thinking. If you ever feel stuck, curious, or ready to accelerate your career, we'd love to hear from you.

UXGen Academy

Where learners become confident UX professionals.



You can also connect
with **UXGen Studio**

for UX services, strategy support,
and professional consulting that
helps teams and products
improve user experiences with
measurable results.

Email: business@uxgenstudio.com
WhatsApp / Call: [+91 97185 40053](tel:+919718540053)



Ready to Take the Next Step?

If this guide helped you, imagine what structured mentorship and real-world practice can do.


👉 Visit UXGen Academy: <https://uxgen.academy>

✉ Email us: info@uxgen.academy

📞 WhatsApp / Call: [+91 97185 40053](https://wa.me/919718540053)

📍 Based in Gurugram, India - we work with learners globally.

👉 **Connect With Us on Social Media Platforms**





Document By: www.uxgen.academy

Mentored by: [Manoj Kumar](#)