

# How to Build a UX Portfolio

Hello, aspiring UX designer! Whether you're a fresh graduate dipping your toes into user experience design, a professional switching careers from marketing or engineering, or an experienced designer looking to refresh your showcase—welcome. Building a UX portfolio is your ticket to landing interviews, showcasing your skills, and standing out in a competitive field. It's not just a collection of pretty designs; it's a story of how you solve real problems for real people.

In this free guide from Uxgen Academy, we'll walk you through everything you need to know. We'll keep it simple, actionable, and packed with real value—no fluff. By the end, you'll have a clear plan to create or upgrade your portfolio. Plus, we'll share how Uxgen Academy supports learners like you every step of the way, from hands-on courses to personalized mentorship that helps you craft standout case studies and portfolios. Let's get started!



Document By: [www.uxgen.academy](https://www.uxgen.academy)

Mentored by: [Manoj Kumar](#)

# What Is a UX Portfolio and Why You Need It

A UX portfolio is more than a resume - it's visual proof of your thinking process, creativity, and impact. Recruiters spend about 30 seconds scanning one, so it must grab attention fast.

## For Beginners

It shows potential, even with student projects.

## For Career Switchers

It highlights transferable skills, like problem-solving from your old role.

## For Pros

It demonstrates growth and expertise in trends like AI UX.

## A great portfolio is:

### User-Centered

Focuses on the "why" behind designs, not just the "what."

### Concise

3-5 strong projects, not dozens.

### Story-Driven

Each project tells a narrative: Problem → Research → Solution → Results.

### Accessible

Easy to navigate, mobile-friendly, and inclusive (e.g., alt text for images).



**Pro Tip:** Use free tools like Behance, Dribbble, or Notion to host it—no coding required!

# Core Components of an Effective UX Portfolio

Your UX portfolio should be structured to answer three core questions:



**Can you think  
like a  
designer?**



**Can you  
communicate  
your process  
clearly?**

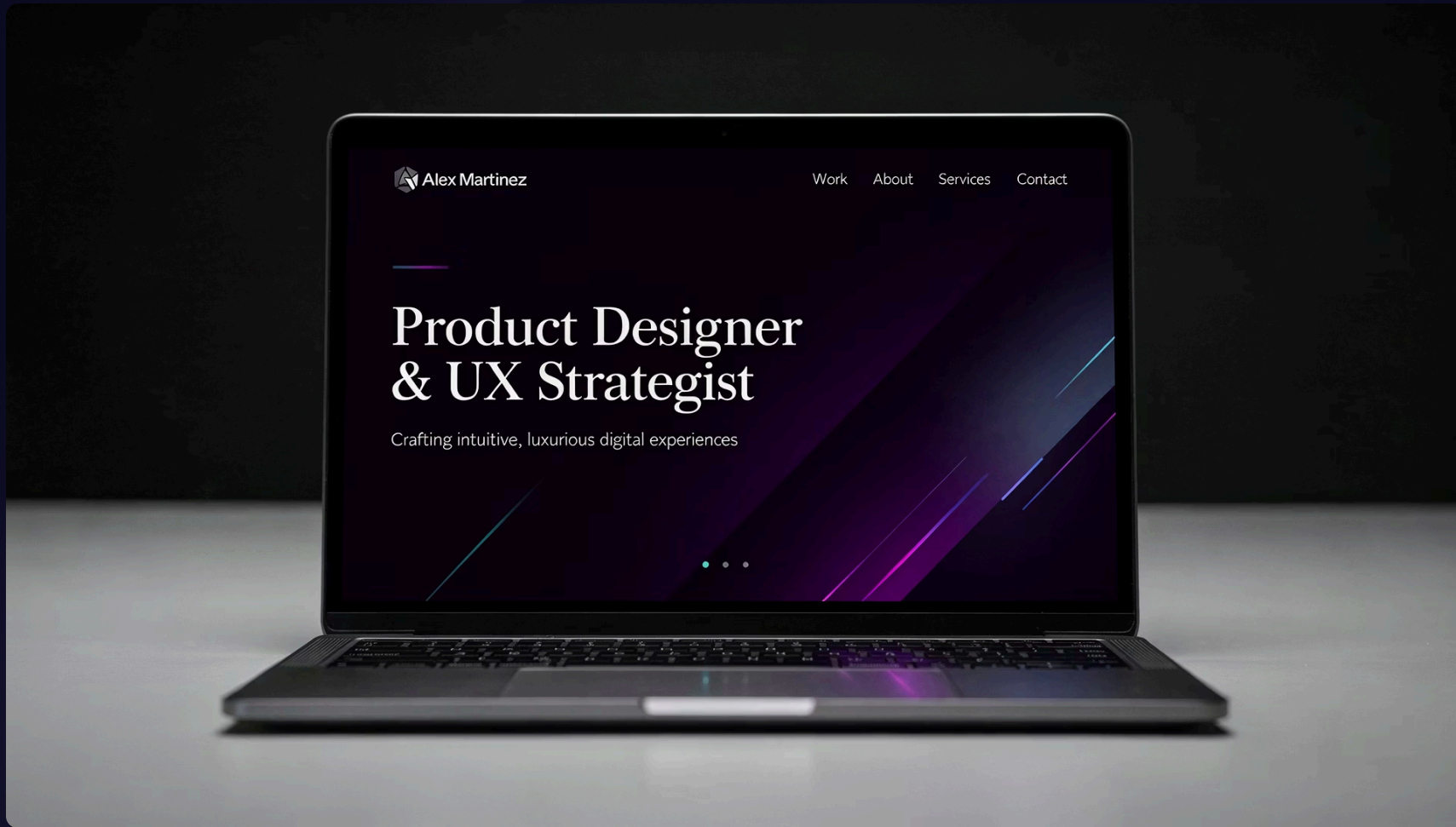


**Can you show  
measurable  
impact?**

Here are the must-have components:



# Homepage / Introduction



Your first impression. Keep it clean and professional:

- Your name and role (e.g., "UX Designer | Problem Solver")
- A concise designer statement
- Links to your case studies
- Contact info and social links



## COMPONENT 2

# About / Bio



## Tell your story:

- Who are you?
- What motivates you?
- What problems do you enjoy solving?

This helps recruiters connect with your personality and mindset.

# Portfolio Projects (Case Studies)

This is the heart of your portfolio.



Aim for 3–5 detailed case studies - quality beats quantity.

Each case study should include:

01

---

## Project Title & Brief

One-line overview of the problem you solved.



Clearly state what you did (not the team).







## The Problem Statement

What user pain point or business challenge did you identify?





## Research & Insights

Show how you gathered data: interviews, surveys, analytics, etc.







## Design Process

- User flows, wireframes, prototypes
- Sketches and iterations
- Usability testing and learnings

## Final Solution

Screenshots, annotated visuals, and design logic.

## Impact / Results

What changed because of your design?

Metrics help — even small ones.





# How to Structure Winning UX Case Studies

An excellent UX case study isn't just pretty — it tells a design narrative. It answers the question: **How did you turn a user challenge into a solution through UX thinking?**

Here's a simple format you can follow:



## Step 1: Start with the Why

Explain the business or user problem. This helps frame everything that follows.



## Step 2: Show Your Research

Include user interviews, persona creation, affinity diagrams — this establishes credibility.



## Step 3: Detail Your Thinking

Show rough sketches, wireframes, and iteration cycles. Hiring teams want to see your thought process.



## Step 4: Showcase Outcomes

Wrap up with how your solution addressed the user problem and what you learned.

This storytelling style keeps recruiters engaged because it feels human and logical.

# Common Mistakes to Avoid

✗ Just posting final designs without context

✗ Including every project you ever worked on

✗ Using overly long descriptions with no structure

✗ Forgetting your role on team projects

Remember, hiring managers skim portfolios quickly — clarity is more important than fancy visuals.

# Tools & Platforms to Build and Host Your Portfolio

You have plenty of options — pick one that matches your comfort level:



**Behance,  
Dribbble**

Great for quick drag-and-drop portfolios.



**Personal website  
(Wix, WordPress)**

Best for customization and branding.



**Portfolio builders  
(UXfolio,  
Webflow)**

Made specifically for UX portfolios.





# What Makes a Portfolio Stand Out in 2026 Job Market

Today's recruiters are looking for:

- **Clear problem definitions**
- **Research-backed insights**
- **Iterative design improvements**
- **Usability tests & feedback loops**
- **Business impact or measurable outcomes**

In other words - papers and pretty visuals aren't enough without the story behind the work.



# How Uxgen Academy Empowers You to Build Winning Portfolios

At Uxgen Academy, we're not just about theory - we're your partner in turning ideas into career wins. Here's how we help:

## → Tailored Courses

From "UX Basics for Beginners" to "AI-Infused Portfolios," our programs fit any level. Interactive modules cover research, Atomic Design, Material Systems, and more.

## → Mentorship Magic

1:1 sessions with UX pros from India (e.g., ex-Google, Flipkart). They review your case studies, suggest improvements, and help quantify impact.

## → Hands-On Projects

Build real portfolios with guided challenges—like redesigning apps for Indian users. Get certificates to add credibility.

## → Community Support

Join 10,000+ learners in our Slack group for feedback, job leads, and collaborations.

## → Career Boost

Resume tweaks, mock interviews, and portfolio showcases. Many alumni switch careers in 6-12 months.

## → Free Resources

Like this guide! Download our UX Case Study Template Pack for ready-to-use frameworks.

❏ **Why Us?** We're India-focused, affordable (EMI options), and results-driven—90% satisfaction rate. Enroll today at [uxgenacademy.com](https://uxgenacademy.com) and let's build your future





# Your Quick UX Portfolio Checklist

Use this before you hit Publish:



3–5 complete case studies



Clear problem statements



Research artifacts  
(persona, surveys,  
usability tests)



Wireframes &  
interactive  
prototypes



Results and insights



Contact details and  
social links

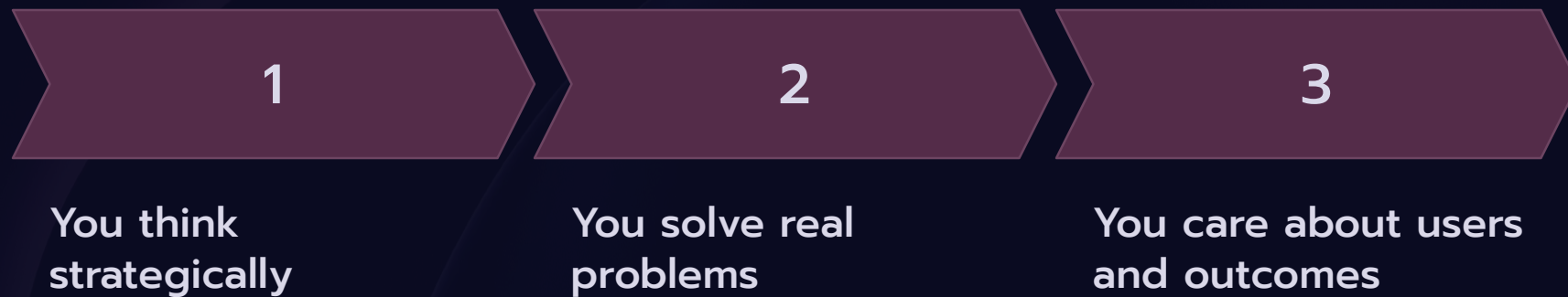


Mobile-friendly site



# Final Words

Your portfolio is more than a showcase — it's your voice as a designer. It demonstrates that:



The best portfolios don't just show results — they tell how and why those results were achieved. That's how you communicate maturity as a UX professional.



**Pro Tip:** Treat every portfolio project like a story — give it a beginning (problem), a middle (process), and an end (impact). That's what hiring managers want to see.



# Need Help With Your UX Journey?

## We're Here to Support You


Learning UX research is a powerful first step. But real confidence and career progress often come from guided practice, real feedback, and expert mentorship. At UXGen Academy, we help learners like you transform theory into real skills — whether you're a beginner, switching careers, or upskilling for growth.

### What We Offer

Our programs are designed to be practical, hands-on, and career-oriented, led by experienced UX professionals who've worked with global brands:

- **Industry-Focused UX & UI Courses** — Learn research, design, prototyping, usability testing, and more with real projects.
- **Live Mentor Support & Portfolio Guidance** — Improve your work with direct feedback from experienced UX practitioners.
- **Weekend & Flexible Learning Options** — Study without quitting your job or disrupting your routine.
- **Career & Career-Switch Support** — Build a portfolio, prepare for interviews, and gain the confidence to succeed.

Whether you're just starting out or preparing to level up your UX career, we're here to make that transition smoother and more effective.





# How UXGen Partners With You.

## Academy + Studio Experience

At UXGen, learning isn't just theoretical — it's practical, connected to real industry practice. Here's how we support **your growth as a UX learner and practitioner** at every stage:

### Strategic UX Learning & Skill Building (Foundation + Real Practice)

- Structured UX research training
- Hands-on usability testing & interview practice
- Understanding Churn and retention from a UX lens

### UX Audit to Action

- Prioritised UX actions
- Roadmaps aligned to product goals
- Design system & UI improvements

### Implementation Support. From Classroom to Real Projects

- Guided UX design and prototyping
- Collaborate like a pro with product & engineering teams
- Ongoing measurement & optimisation mindset



# Why UXGen Academy?

At UXGen Academy, we don't just teach UX theory — we prepare you to think and act like a real UX professional. You'll learn how to solve product problems with **clarity, data, and human insight** so you transition from student → confident practitioner.

## Here's what you gain from learning with us:



Business-aligned UX Thinking



Actionable priorities that move KPIs



Faster impact with structured UX frameworks



Hands-on collaboration with product teams

# Quality & Job Oriented UX Mentorship & Portfolio Review Session

As a part of your learning journey with **UXGen Academy**, we're offering a **complimentary 30-minute 1-to-1 UX guidance session** - designed to help you move from *confusion to clarity* in your UX path.

This is not a sales call. This is a **mentor-led support session**

**Book your FREE session now**



# Let's Build Better Experiences - Together

UX isn't just a skill - it's a way of thinking. If you ever feel stuck, curious, or ready to accelerate your career, we'd love to hear from you.

## UXGen Academy

Where learners become confident UX professionals.



You can also connect  
with **UXGen Studio**

for UX services, strategy support,  
and professional consulting that  
helps teams and products  
improve user experiences with  
measurable results.

Email: [business@uxgenstudio.com](mailto:business@uxgenstudio.com)  
WhatsApp / Call: [+91 97185 40053](tel:+919718540053)





## Ready to Take the Next Step?

If this guide helped you, imagine what structured mentorship and real-world practice can do.


👉 Visit UXGen Academy: <https://uxgen.academy>

✉ Email us: [info@uxgen.academy](mailto:info@uxgen.academy)

📞 WhatsApp / Call: [+91 97185 40053](https://wa.me/919718540053)

📍 Based in Gurugram, India - we work with learners globally.

👉 **Connect With Us on Social Media Platforms**





Document By: [www.uxgen.academy](http://www.uxgen.academy)

Mentored by: [Manoj Kumar](#)